



LEISURE POOLS®  
SWIMMING IN QUALITY AND STYLE®



# Welcome to Your Life of Leisure.

## Introduction

Dive into a Leisure Pool and Swim in Quality and Style

[Page 4](#)

## Presence

Operating a global footprint with local support

[Page 8](#)

## Technology

The construction process of the Leisure Pools® swimming pool

[Page 10](#)

## Styles

Our extensive range of state-of-the-art pool designs

[Page 22](#)

## Enhancements

Spas, Tanning Ledges, Water Features and more

[Page 84](#)

## Colors

The brilliant range of color options in the AquaGuard®X spectrum

[Page 102](#)

# Memories are the moments that tell our story.

Imagine having the ability to enjoy a permanent vacation. That is what it is like to have your own swimming pool. With a backyard pool, you have direct access to your own private oasis 24/7, accented with the stepping-stones of all the happy memories you will make with family and friends.

We are the experts in bringing happiness and joy to families all over the world. We have translated our unique love and respect for water into a passion for developing the highest quality fiberglass swimming pools, made by Leisure Pools®. As one of the largest composite swimming pool manufacturers in the world, Leisure Pools® created a stylish and innovative portfolio of pools. Available in a variety of designs and sizes, our pools boast myriad features and benefits. As a result, we can offer you the perfect Leisure Pools® swimming pool suited best for your

home and for your overall lifestyle. Working tirelessly, we take our great designs and partner them with our state-of-the-art production processes and superior raw materials to ensure the quality of each pool is first-class. Further, our in-house research and impressive, stringent quality controls work in tandem to reach the highest level of superior quality we demand of each and every Leisure Pools® swimming pool. Creating the best pools available on the market today is not just a standard for us; it is a lifestyle.





# We know a thing or two about pools.

It's been said knowledge is power. We like to think knowledge is also peace of mind, especially when it comes to making a great investment for both your family and the overall value of your home. Leisure Pools® gives you the confidence that you have made the best decision when it comes to creating a lifetime of happiness and joy.




As respected leaders in the fiberglass pool industry, our roots are as deep as they are wide. From our humble beginnings in a small manufacturing facility in Australia in 2000 to the expansive portfolio of services, brands and products we have built today that span the globe, our primary goal is to connect our customers with that matters most to them: spending quality time with family and friends.

Leisure Pools® stands as a strong industry leader, known for its cutting-edge technologies and leading innovations. We use only the best in raw materials and meticulously follow new developments in technology. We vow never to miss a beat when it comes to our unparalleled quality-controlled manufacturing processes. For those, we set the highest standards possible. Then, we exceed them.

# A global footprint with local support.

When you do the math, it just adds up. With a global footprint spanning 23 countries and 100,000+ pool installations worldwide, we continue to have a strong presence throughout the world. As a result, our presence reaches you wherever you are. With a network of 500+ independent Leisure Pools® Dealers, you can start your life of leisure experience no matter where you live. When we brought our product to North America from Australia, we continued to grow exponentially and now operate the largest

manufacturing facility in the world in Knoxville, Tennessee. Our growth is not just determined by our size and reach, however. We are also committed to growth when it comes to building high quality pools through our design and manufacturing processes. Our brand is built on new designs and new innovations. Our brand is also our experience and what we can offer you and your family. Beautiful pools deserve this caliber of attention. We invite you to bring the legacy of this tradition to your home.



**500+**

Independent Dealers  
In Network



**23**

Countries are Swimming  
in Quality and Style



**100k+**

Pools Delivered Around  
the World



## Brilliant color, protected from fading with chemical and UV resistance.

Our *AquaGuard®X Color System* is not simply a splash of color. It is designed to dazzle like a radiant cut diamond. Watch as light shimmers across your backyard, creating a brilliant outdoor living experience. Even better, the *AquaGuard®X Color System* is a specially formulated resin coating that was engineered to withstand the harsh sun exposure of Australia, where Leisure Pools® began. Leisure Pools® stands behind its product, offering a *10-year Gelcoat Warranty* on each pool, the longest known warranty in the industry.

## Years of showstopping performance.

First introduced in the North American market over 15 years ago, *AquaGuard®X* gelcoat provides excellent UV, blister and chemical resistance. It has delivered years of outstanding satisfaction to Leisure Pools® customers around the world, even holding up to the blistering heat of an Australian summer.



# AquaGuard®X Color System



## A high-tech, proprietary blend of protective resin.

Utilizing *ViPoxy™*, our exclusive blend of Vinyl Ester Resin, we ensure each product embodies the pinnacle of durability and resistance to osmosis. Not only does our commitment to this superior material ensures protection against osmosis but it also gives you the confidence that the pool you install stands the test of time.

### We use the best while others use less.



We utilize our exclusive *ViPoxy™*, unique blend of Vinyl Ester Resin, in every layer of our pool shells, setting a new standard in fiberglass pool manufacturing. This commitment to superior material quality not only safeguards against osmosis but also ensures that each pool we install is a testament to lasting strength and resilience. Unlike other manufacturers who limit the use of Vinyl Ester Resin to just a single layer if at all, our comprehensive integration of *ViPoxy™* enhances moisture resistance, effectively preventing osmosis and any related blistering.

### Material quality makes a difference.

*ViPoxy™* stands out as a superior alternative to conventional polyester resin, boasting enhanced flexural and tensile strength. Its unique formulation is less prone to stress cracking, less sensitive to ambient conditions and creates stronger bonds between layers.

### Protecting against osmosis.

Importantly, *ViPoxy™* minimizes open cavities in its molecular structure, significantly reducing water entrapment within the laminate. By choosing *ViPoxy™* for the construction of our fiberglass pools, we ensure the highest protection against osmosis, giving our customers unparalleled confidence in the longevity and quality of their swimming pools.



# Vinyl Ester Resin





# Leisure Pools® Composite Armour®

## A patented blend of three amazingly tough fibers.

When combined and strategically embedded with Vinyl Ester Resin-reinforced fiberglass, *DuPont™ Kevlar®*, *Carbon Fiber* and *Basalt Fiber* form a composite matrix of structure and strength, designed to leverage stability against external pressures.

## Surrounded in a Core of Strength.

Every pool from Leisure Pools® comes fully equipped with our patented **Composite Armour® Core of Strength**. This is the highest level of technology in composite swimming pool manufacturing, and to our knowledge, we are the only company committed to providing advancements of this caliber.

## Strength and durability are intertwined.

A carefully woven and patented blend of three high performance fibers, **Composite Armour®** has a stellar reputation across many industries and uses. *DuPont™ Kevlar®*, *Carbon Fiber* and *Basalt Fiber* are used in bullet proof vests, body armor, military vehicles, wind turbines and various aerospace, automotive and many other cutting-edge applications, all of which are a strong testament to the incredible strengths of these fibers.

### DuPont™ Kevlar®


DuPont™ Kevlar® offers resistance from stress and fatigue while boosting bend strength without stretching or shrinking.


### Carbon Fiber

Carbon atoms are organized into a crystalline structure to produce a strength-to-weight ratio greater than even steel and titanium.

### Basalt Fiber

Made from volcanic lava rock, basalt offers a naturally superior compression strength, providing increased resistance to fracture.





## Strategically integrated reinforcement.

Benches and steps are all core reinforced with strategically applied *Composite Armour® Step Technology* to ensure a solid feel underfoot.

## Sure-footed confidence.

From entry steps to benches, spa sides and bottoms, splash decks and even side walls, the integrated features of every pool from Leisure Pools® is reinforced with additional *Composite Armour®* inserts. As a result, you will enjoy the confidence that comes with an incredibly solid feeling under every step you take.

## Engineered to flex its strength.


That same give-and-take flexibility makes every one of our pools capable of accommodating the natural swelling and contracting process of the earth with ease. For this, we give credit where credit is due: to the increased flexural and tensile strength of *Composite Armour®*.

There's no doubt innovative step design can enhance the utility, look and appeal of your pool. Our *Composite Armour® Step Technology* allows us to take the extra steps to ensure your overall enjoyment and experience of your Leisure Pools® swimming pool by adding that extra layer of confidence. After all, we like to think our designs are a step above the rest.



# Composite Armour® Step Technology





## Stringent quality control is part of every step of the manufacturing process.

Yes, our standards are strict. That is because we confidently construct our pools with care and pride. Once the shell is separated from the mold and passes an extremely thorough inspection, it is ready to be delivered to your home for installation. A lot of thought goes into the entire process, but the result speaks volumes.

### Envisioning the mold.

Construction of a Leisure Pools® swimming pool begins with a simple conceptual drawing. From there, our team of master carpenters turns this idea into a full-sized wooden pool, off of which a precise negative mold is cast.

### Multiplying the design.

The resulting mold is then wheeled through various stations of our environmentally controlled manufacturing facility, where a team of glass laminators reference benchmarked standards and construct a composite fiberglass pool.

### Hitting the mark.

Quality control measures include batch testing of raw materials for flexural and tensile strength, cure percentages, barcol hardness, burn and boil limits and thickness inspections in precise locations on every manufactured pool shell.



# Certified Quality Control



# Leisure Pools® Lifetime Warranty

## Protecting your investment while providing you peace of mind.

We understand. You want to make the right decision. We believe it is important to know the company from which you purchase your fiberglass swimming pool will stand behind its product. We have done the work to secure that peace of mind for you. Translation? We back our pools with Lifetime Warranties.

### Coverage for a lifetime.

We are proud to cover each of our composite fiberglass swimming pool shells with a *Lifetime Structural Warranty* and a *Lifetime Structural Osmosis Warranty*. Our confidence in doing so comes from our investment in technological advancements like *Composite Armour®* and *Composite Armour® Step Technology*. This is further enhanced by the integration of the highest quality raw materials through every single step of our leading-edge manufacturing process.

### Thanks to technological advancements.

Our confidence in our products is the result of our investment in technological advancements such as *Composite Armour®* and *Composite Armour® Step Technology*. This confidence is further supported by a commitment to using the highest quality raw materials throughout our cutting-edge manufacturing process.



Modern Style  
Compact Size



### 10' Size

length: 9' 6"    width: 6' 11"  
flat-bottom depth: 4' 5"


# The Fiji Plunge™

If tight spaces and boundary fences are an issue, the Fiji Plunge™ is the solution. You can't go wrong with the spacious wading area and bench seat to which you can add a couple of spa jets and enjoy a soothing water massage and the therapeutic benefits it can give you.

Welcome to an exciting pool design that can easily accommodate any small space or backyard. You can still have the pool of your dreams, fully stocked with a variety of features and amenities. This small, shallow pool, usually referred to as a plunge pool, is designed for lounging, wading or simply cooling off. Its flat-

bottom floor is ideal for water exercises, too. The entry and exit steps also make getting in and out of the pool easy and convenient. Growing in popularity, the smaller size of plunge pools translates to easier maintenance and reduced ownership costs, including the added benefit of reduced water requirements.

- 1. Optimized for Limited Spaces
- 2. Flat-Bottom Floor
- 3. Entry & Exit Steps
- 4. Wide Bench Seating



\*Measurements referenced herein are approximate and may vary due to enhancements in the manufacturing process made after publication. Measurements are from widest point on each side of outside edges and are provided as a guide. Please consult your Leisure Pools® Dealer for more detailed and most current information. Some measurements rounded.



Modern Style  
Compact Size



## 19' Size

length: 18' 8"   width: 7' 5"  
flat-bottom depth: 4' 5"

# The Esprit™

In the spirit of its name, The Esprit™ invokes feelings of joy, life and vigor. A lively and uplifting design, this pool is as enchanting as it is adaptable. Its beautiful compact package allows you to have it all: a place to lounge, play and swim.

The Esprit's™ generous length provides ample opportunity to swim and relax. The long bench seat running down the the pool's length offers convenient access to, and exit from, the pool while simultaneously providing seating for all. The unique design of The Esprit™ gives it the flexibility to be arranged into smaller spaces next to the house or a boundary


fence without sacrificing style. An ideal pool for optional swim jets, The Esprit™ performs double duty as both a relaxing pool and an exhilarating swimming experience. The long, rectangular corridor with its flat-bottom design spanning the entire surface of the pool that is the hallmark of this design welcomes kids at play, pool sports and fun pool workouts.

1. Flat-Bottom Floor

2. Full-Length Bench Seat

3. Unobstructed Swim Channel


4. Entry & Exit Steps



\*Measurements referenced herein are approximate and may vary due to enhancements in the manufacturing process made after publication. Measurements are from widest point on each side of outside edges and are provided as a guide. Please consult your Leisure Pools® Dealer for more detailed and most current information. Some measurements rounded.



Modern Style  
Compact Size



### 23’ Size

length: 23’ 0”    width: 9’ 10”  
flat-bottom depth: 4’ 9”

### 20’ Size

length: 19’ 8”    width: 9’ 10”  
flat-bottom depth: 4’ 9”

### 16’ Size

length: 16’ 5”    width: 9’ 10”  
flat-bottom depth: 4’ 9”

\*Measurements referenced herein are approximate and may vary due to enhancements in the manufacturing process made after publication. Measurements are from widest point on each side of outside edges and are provided as a guide. Please consult your Leisure Pools® Dealer for more detailed and most current information. Some measurements rounded.

# The Encore™ with Cover

New Model

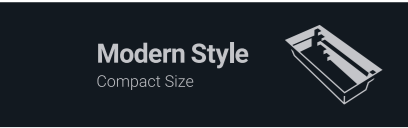
Eyecatching high water line and auto-cover ready with convenient hidden storage area, the Encore™ boasts maximized features all delivered in a compact, contemporary package.

The Encore™ is the perfect swimming pool for narrow properties, characterized by its precise straight lines and intuitive, minimalist design. This flat-bottom pool is designed to prioritize functionality and maximize swimming space. Positioned

below the water’s surface, The Encore™ innovatively conceals an automatic pool cover from the pool’s entry steps and features a high waterline for a unique aesthetic appeal.

- 1. Free Swimming Area
- 2. Entry & Exit Steps
- 3. Built-in Area for Auto Cover
- 4. Flat-Bottom Floor





20’ Size

length: 20’ 0”   width: 8’ 0”  
flat-bottom depth: 5’ 0”

16’ Size

length: 16’ 0”   width: 8’ 0”  
flat-bottom depth: 5’ 0”

# The Palladium Plunge™

This captivating pool design can definitely become an attractive focal point around which a variety of landscaping options can be installed to further elevate your backyard sanctuary.

The Palladium Plunge™ checks all the boxes in terms of innovative features. Even if you have a smaller backyard, you can still have a splash of fun and enjoy many of the features of a larger-scale swimming pool. This pool offers ample places to sit down and relax with its wrapping bench seat. The flat-bottom pool floor is a great place to enjoy some low-

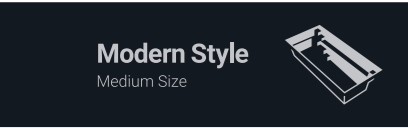
impact water exercises, or it can even be used for rehabilitation purposes. You can make your way into and out of the pool easily with its integrated entry and exit steps. For those who don’t have the space or the budget for a full-size pool, a plunge pool offers homeowners a great place to relax and a fun way to add beauty to their outdoor living spaces.



- 1. Ample Lounge Seating
- 2. Wrapping Bench Seat
- 3. Flat-Bottom Pool
- 4. Entry & Exit Steps

\*Measurements referenced herein are approximate and may vary due to enhancements in the manufacturing process made after publication. Measurements are from widest point on each side of outside edges and are provided as a guide. Please consult your Leisure Pools® Dealer for more detailed and most current information. Some measurements rounded.





Modern Style  
Medium Size

26’ Size

length: 26’ 3”    width: 9’ 6”  
shallow: 4’ 3”    depth: 5’ 9”

23’ Size

length: 23’ 0”    width: 9’ 6”  
shallow: 4’ 3”    depth: 5’ 7”

20’ Size

length: 19’ 8”    width: 9’ 6”  
shallow: 4’ 3”    depth: 5’ 4”

16’ Size

length: 16’ 5”    width: 9’ 6”  
shallow: 4’ 3”    depth: 5’ 2”

\*Measurements referenced herein are approximate and may vary due to enhancements in the manufacturing process made after publication. Measurements are from widest point on each side of outside edges and are provided as a guide. Please consult your Leisure Pools® Dealer for more detailed and most current information. Some measurements rounded.


# The Harmony™

For those who prefer a more polished and sleek presentation, The Harmony™ is a popular design with its ability to seamlessly blend in with its environment while fashionably standing out.


This simple, rectangular pool boasts a sleek, modern design. The spacious bench that spans the entire length of the pool offers easy access to the entry/exit steps leading down into the pool. With the intentional design of the full-length bench and steps on one side of the pool, the deepest part can be furthest away

from the foundation of the home. As a result, The Harmony™ can accommodate even smaller backyards with its ability to be installed closer to the home. The deeper design, enhanced with an end-to-end swim channel, provides a comfortable swim for even the tallest of people.

- 1. End-to-End Swim Channel
- 2. Spacious Bench Seating
- 3. Entry & Exit Steps
- 4. Deep End Step



Modern Style  
Compact Size



26’ Size

length: 26’ 4”    width: 10’ 8”  
flat-bottom depth: 4’ 11”

23’ Size

length: 23’ 0”    width: 10’ 8”  
flat-bottom depth: 4’ 11”

20’ Size

length: 19’ 11”    width: 10’ 8”  
flat-bottom depth: 4’ 11”

16’ Size

length: 16’ 7”    width: 10’ 8”  
flat-bottom depth: 4’ 11”

\*Measurements referenced herein are approximate and may vary due to enhancements in the manufacturing process made after publication. Measurements are from widest point on each side of outside edges and are provided as a guide. Please consult your Leisure Pools® Dealer for more detailed and most current information. Some measurements rounded.

# The Precision™


Model Update

Exact, accurate and precise, The Precision™ checks every box for a backyard pool that delivers all the latest features. Inspired by European style and elevated by Australian ingenuity, this pool effortlessly takes contemporary design to a breathtaking new level.

With our patent pending High Water Line design, The Precision™ comes with dual weirs and hidden skimmer boxes that allow this pool to be almost filled with water and still skim debris off the water surface. Once paved, these dual weirs work double-time, hiding the skimmer boxes and presenting itself in class and style. Any leftover

debris simply disappears into the weirs. Backyards may be getting smaller, but our pool designs know no boundaries. The modern rectangular look of The Precision™ is the ideal partner for the expansive splash deck, next to which a single set of stairs leads you into the large swimming space, complete with a flat-bottom floor.

- 1. Unique High Waterline
- 2. Large Splash Deck
- 3. Generous Entry Steps
- 4. Flat-Bottom Floor
- 5. Dual Weir Hidden Skimmers



Modern Style  
Compact Size



### 30' Size

length: 29' 8"    width: 12' 6"  
flat-bottom depth: 4' 11"

### 26' Size

length: 26' 4"    width: 12' 6"  
flat-bottom depth: 4' 11"

# The Elite™

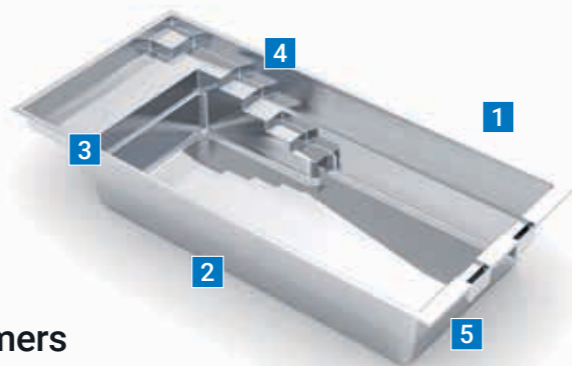
New Model

Sleek, versatile design with a unique high waterline and hidden dual weir skimmers.

The sleek and angular design of The Elite™ combines with flat depths cleverly maximizes the available swimspace. With a particularly wide shallow water zone at the front of the pool that provides

plenty of space splash around and relax in the water. A space-saving staircase integrated on the long side off from the ledge gently leads directly into the spacious swimming area.


1. Unique High Waterline
2. Flat-Bottom Floor
3. Large Splash Deck
4. Generous Entry Steps
5. Dual Weir Hidden Skimmers



\*Measurements referenced herein are approximate and may vary due to enhancements in the manufacturing process made after publication. Measurements are from widest point on each side of outside edges and are provided as a guide. Please consult your Leisure Pools® Dealer for more detailed and most current information. Some measurements rounded.



Modern Style  
Medium Size



30’ Size

length: 30’ 0”    width: 12’ 6”  
shallow: 4’ 3”    depth: 6’ 0”

26’ Size

length: 26’ 0”    width: 12’ 6”  
shallow: 4’ 3”    depth: 5’ 7”


# The Limitless™

An exciting version of The Ultimate™ in terms of desirable features, this pool is built with a reduction in width, making it the ideal choice for smaller backyards. The Limitless™ knows no bounds, however, in terms of the luxurious swimming experience it will give you.

Headlining the list of amazing features is the full-sized, built-in spa, which is seamlessly integrated into the overall body of the pool. You can choose to operate the spa through the pool’s filtration system or through a separate filtration and heating system. Further, the spa comes with unique overflow channels with two spillover ledges, creating an eye-catching waterfall effect. The Limitless™ also comes equipped with a spacious splash deck, ideal

for fun and play for the younger kids. Plus, with its broad entry step into the splash deck and then another step leading from the splash deck into the pool, entry and exit from the water has never been easier. The deep end of the pool has a convenient swim-out bench and entry/exit steps. The depth of the pool allows even the tallest of swimmers to enjoy a great workout. All around, this pool invites fitness, fun, and relaxation in one great package.

- 1. Built-In Spa
- 2. Integrated Splash Deck
- 3. Swim-Out Bench
- 4. Entry & Exit Steps
- 5. Narrow Width



\*Measurements referenced herein are approximate and may vary due to enhancements in the manufacturing process made after publication. Measurements are from widest point on each side of outside edges and are provided as a guide. Please consult your Leisure Pools® Dealer for more detailed and most current information. Some measurements rounded.



Modern Style  
Medium Size



33' Size

length: 32' 11"   width: 12' 6"  
shallow: 4' 1"   depth: 6' 1"

30' Size

length: 29' 7"   width: 12' 6"  
shallow: 4' 1"   depth: 5' 10"

26' Size

length: 26' 3"   width: 12' 6"  
shallow: 4' 1"   depth: 5' 8"

23' Size

length: 23' 0"   width: 12' 6"  
shallow: 4' 1"   depth: 5' 5"

\*Measurements referenced herein are approximate and may vary due to enhancements in the manufacturing process made after publication. Measurements are from widest point on each side of outside edges and are provided as a guide. Please consult your Leisure Pools® Dealer for more detailed and most current information. Some measurements rounded.

# The Reflection™

Where timeless design, sensibility and overall functionality meet is where you will find The Reflection™. With a whisper of luxury seen in its flawless presentation, its elegant and classic design never wavers from its intended time and place.


Dressed in style, The Reflection™ meets all the criteria for functional design. Suitable for any home, this rectangular swimming pool offers entry steps at both ends of the pool along with a bench seat running the entire length of the pool, making room for an expansive swimming corridor. The versatile design of this pool

allows for the deepest end to be placed away from the foundation of the home, creating an opportunity to place the pool closer to the home. Additionally, the square, contemporary corners of The Reflection™ invite many landscaping options to suit your personal taste and aesthetic.

- 1. Unobstructed Swim Channel
- 2. Full-Length Bench Seat
- 3. Entry & Exit Steps



Modern Style  
Compact Size



33’ Size

length: 32’ 7”    width: 12’ 6”  
shallow: 4’ 1”    depth: 5’ 10”

30’ Size

length: 29’ 3”    width: 12’ 6”  
shallow: 4’ 1”    depth: 5’ 8”

26’ Size

length: 26’ 0”    width: 12’ 6”  
shallow: 4’ 1”    depth: 5’ 5”

# The Reflection™ with Cover

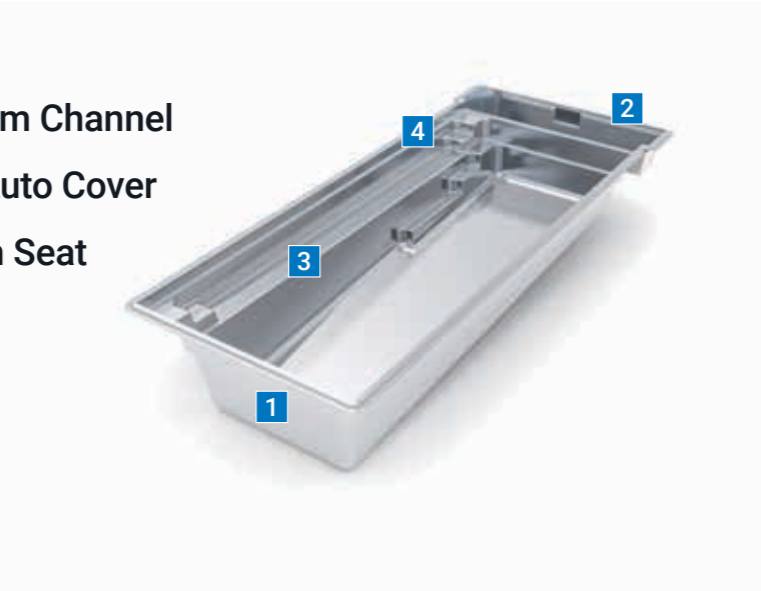
Model Update

Bearing all the bells and whistles for which The Reflection™ is known, this functional, stylish and stunningly designed pool comes with the option to cover the pool efficiently and with ease.

We took this design to the next level, incorporating a built-in housing for an optional automated pool cover (sold separately). In addition to keeping debris and leaves out of your pool, a retractable cover will also improve your heating options. This pool design is ideal for many environments and climates.

Not only do you have the benefit of a convenient and inconspicuous means to store the cover, but you also enjoy efficient use of space since it is built directly into the pool. Further, you can easily retract your pool cover out of sight. No one will even know it’s there!

- 1. Unobstructed Swim Channel
- 2. Built-In Area for Auto Cover
- 3. Full-Length Bench Seat
- 4. Entry & Exit Steps



\*Measurements referenced herein are approximate and may vary due to enhancements in the manufacturing process made after publication. Measurements are from widest point on each side of outside edges and are provided as a guide. Please consult your Leisure Pools® Dealer for more detailed and most current information. Some measurements rounded.



Modern Style  
Medium Size



### 31' Size

length: 31' 2" width: 12' 5"  
shallow: 4' 2" depth: 5' 8"

### 28' Size

length: 27' 11" width: 12' 5"  
shallow: 4' 2" depth: 5' 6"

# The Reflection™ with Splash Deck

This highly popular pool model takes on many forms in terms of available options. This one comes with a long splash deck nestled into the shallow end, giving your family the ideal spot for relaxation and fun.

This celebrated splash deck is a great addition to The Reflection™ pool. It not only makes it more visually stunning, but it also creates a versatile space for a variety of pool-related activities. Additionally, the splash deck can be

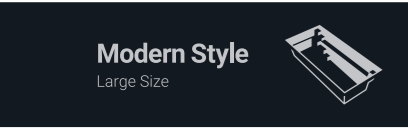
transformed into an exciting water feature. Just add some bubbler jets in the floor and let the show begin! It's no secret The Reflection™ with Splash Deck makes what is an already outstanding pool that much better.

1. Unobstructed Swim Channel
2. Generous Splash Deck
3. Full-Length Bench Seat
4. Entry & Exit Steps



\*Measurements referenced herein are approximate and may vary due to enhancements in the manufacturing process made after publication. Measurements are from widest point on each side of outside edges and are provided as a guide. Please consult your Leisure Pools® Dealer for more detailed and most current information. Some measurements rounded.





35’ Size

length: 35’ 0”    width: 14’ 0”  
shallow: 4’ 4”    depth: 6’ 6”

30’ Size

length: 30’ 0”    width: 14’ 0”  
shallow: 4’ 4”    depth: 6’ 0”

# The Summit™

Taking its cue from The Pinnacle™, The Summit™ beautifully shares the same design and advantages, from the full-width entry step at the shallow end which easily doubles as an inviting splash deck to its perfectly placed entry and exit steps.

This classic rectangular design is a traditional favorite but does not shy from expressing its innovative side. Ideal for spaces limited in size, The Summit™ is limitless when it comes to all the perks desired in a pool. You will love the deep end swim-out benches

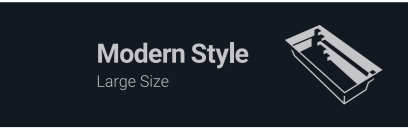
and entry and exit steps on either end of the pool for ease of access. And when it comes to landscaping and other design options, The Summit™ readily invites opportunities for waterfalls, furniture and other furnishings to complement its stylish personality.

- 1. Full-Width Splash Deck
- 2. Swim-Out Benches
- 3. Entry & Exit Steps
- 4. Narrow Width



\*Measurements referenced herein are approximate and may vary due to enhancements in the manufacturing process made after publication. Measurements are from widest point on each side of outside edges and are provided as a guide. Please consult your Leisure Pools® Dealer for more detailed and most current information. Some measurements rounded.





40’ Size

length: 39’ 4”    width: 14’ 6”  
shallow: 3’ 10”    depth: 6’ 2”

33’ Size

length: 33’ 0”    width: 14’ 6”  
shallow: 4’ 0”    depth: 6’ 0”

30’ Size

length: 29’ 7”    width: 14’ 6”  
shallow: 4’ 2”    depth: 5’ 9”

26’ Size

length: 26’ 3”    width: 14’ 6”  
shallow: 4’ 3”    depth: 5’ 9”

23’ Size

length: 23’ 0”    width: 12’ 6”  
shallow: 4’ 4”    depth: 5’ 7”

20’ Size

length: 19’ 8”    width: 11’ 6”  
shallow: 4’ 5”    depth: 5’ 6”


\*Some measurements rounded.

The Elegance™

The Elegance™ pulls out all the stops: ultra modern square corners, a bold design and clean, crisp lines. As one of the most in-demand designs in the world, this pool is a perfect blend of form and function where sophistication and refinement reside.

Keeping pace with the demand for modern design, The Elegance™ is a decided showstopper with its stunning visual appeal and optimized functionality. With an unobstructed swimming corridor, avid swimmers can comfortably make full use of the space without crowding those who choose to relax in the generous seating area.

Optional spa jets could luxuriously transform this seating space into a relaxing spa area. By integrating the entry/exit steps to the side of the swimming corridor, the area inside the pool is fully maximized. Further, The Elegance™ comes in a variety of sizes to accommodate most any backyard setting.



- 1. Extended Entry
- 2. Entry & Exit Steps
- 3. Bench Seat & Spa Nook
- 4. End-to-End Swim Channel



Modern Style  
Compact Size



# The Linear™ with Cover

New Model

Slim design with a unique high waterline and hidden dual weir skimmers.

Like The Cube™, The Linear™ has a uniquely high waterline with a minimalist design. With a water depth of nearly five feet and a slim width of just under eleven feet, it is ideal for properties where space is at a premium. The optional stone or composite bench mounted below the

water surface serves not only as a relaxation and rest area but also as storage space for the electrically operated pool cover which is located underneath. The Linear™ has a high waterline for a unique aesthetic appeal.



1. Flat-Bottom Floor
2. Submerged Top Bench
3. Built-In Area for Auto Cover
4. Dual Weir Hidden Skimmers
5. Unique High Waterline

## 36' Size

length: 36' 2"   width: 10' 9"  
flat-bottom depth: 4' 11"

## 33' Size

length: 32' 11"   width: 10' 9"  
flat-bottom depth: 4' 11"

## 30' Size

length: 29' 7"   width: 10' 9"  
flat-bottom depth: 4' 11"

## 26' Size

length: 26' 5"   width: 10' 9"  
flat-bottom depth: 4' 11"

## 23' Size

length: 23' 1"   width: 10' 9"  
flat-bottom depth: 4' 11"

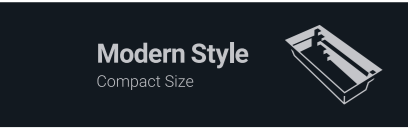
## 20' Size

length: 19' 9"   width: 10' 9"  
flat-bottom depth: 4' 11"

\*Some measurements rounded.



The Linear with Cover™ in Graphite Grey



Modern Style  
Compact Size

40’ Size

length: 39’5”    width: 13’ 1”  
flat-bottom depth: 4’ 11”

35’ Size

length: 34’ 6”    width: 13’ 1”  
flat-bottom depth: 4’ 11”

30’ Size

length: 29’ 6”    width: 13’ 1”  
flat-bottom depth: 4’ 11”


The Cube™ with Cover

Model Update

The Cube™ covers all the bases in a contemporary design with high water line for a stunning presentation. This is the perfect pool for exercise, relaxation or just spending time with family and friends.

The Cube™ is a breathtaking pool that is characterized by its straight lines and its minimalist design, while special attention was paid to optimal functionality. The optional stone or composite bench mounted below the water surface serves

not only as a relaxation and rest area but also as storage space for the electrically operated pool cover which is located underneath. The Cube™ has a high waterline for a unique aesthetic appeal.

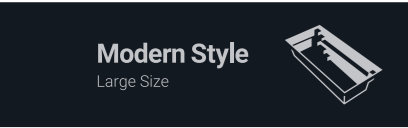


- 1. Submerged Top Bench
- 2. Unique High Water Line
- 3. Built-In Area for Auto Cover
- 4. Dual Weir Hidden Skimmers

\*Measurements referenced herein are approximate and may vary due to enhancements in the manufacturing process made after publication. Measurements are from widest point on each side of outside edges and are provided as a guide. Please consult your Leisure Pools® Dealer for more detailed and most current information. Some measurements rounded.



The Cube with Cover™ in Crystal Blue®



40’ Size

length: 40’ 0”    width: 15’ 5”  
shallow: 4’ 4”    depth: 7’ 0”

35’ Size

length: 35’ 0”    width: 15’ 5”  
shallow: 4’ 4”    depth: 6’ 6”

30’ Size

length: 30’ 0”    width: 15’ 5”  
shallow: 4’ 4”    depth: 6’ 0”

# The Pinnacle™

At the peak of performance, you will discover The Pinnacle™. Inspired by The Ultimate™, this pool takes the swimming experience to an entirely new level.

Boasting myriad appointments, The Pinnacle™ is sure to impress with its generous splash deck, full-width entry step, swim-out benches and entry/exit steps. With appreciable depth in the deep end, even the tallest of swimmers can enjoy time in this pool. Its design is impeccable and absolutely ideal for playing pool games like volleyball with friends and family. Its overall functionality makes it an ideal pool for your family.

- 1. Generous Splash Deck
- 2. Full-Width Entry Step
- 3. Swim-Out Benches
- 4. Entry & Exit Steps



\*Measurements referenced herein are approximate and may vary due to enhancements in the manufacturing process made after publication. Measurements are from widest point on each side of outside edges and are provided as a guide. Please consult your Leisure Pools® Dealer for more detailed and most current information. Some measurements rounded.



Modern Style  
Large Size



40' Size

length: 40' 0"    width: 15' 5"  
shallow: 4' 3"    depth: 7' 0"

35' Size

length: 35' 0"    width: 15' 5"  
shallow: 4' 3"    depth: 6' 6"

30' Size

length: 30' 0"    width: 15' 5"  
shallow: 4' 3"    depth: 6' 0"

\*Measurements referenced herein are approximate and may vary due to enhancements in the manufacturing process made after publication. Measurements are from widest point on each side of outside edges and are provided as a guide. Please consult your Leisure Pools® Dealer for more detailed and most current information. Some measurements rounded.

# The Ultimate™

Exceeding expectations has always been the gold standard for Leisure Pools®, and The Ultimate™ pool design does not disappoint in this regard. Thoughtfully crafted with a built-in spa and splash deck, this innovative pool design works overtime in style and versatility.

The ultimate in size and convenience, you can have it all with this pool. Its square angles and straight lines set the stage for a large and open swimming corridor, creating the perfect arena for swimming laps or playing pool games. But it's the built-in spa that will keep you coming back for more. Integrated directly into the design of the pool, the spa can operate independently with its own filtration and heating system or

off the pool's filtration system. With a couple of overflow channels with two spillovers, you get the added bonus of a relaxing, ambient "soundtrack" as water cascades into the pool. Additional features include a swim-out bench in the deep end, along with entry and exit steps and an integrated splash deck where you can lounge and soak up the sun while the kids can work off their energy as they splash and play.



- 1. Built-In Spa
- 2. Integrated Splash Deck
- 3. Swim-Out Bench
- 4. Entry & Exit Steps



40' Size

length: 40' 0"    width: 15' 5"  
shallow: 4' 0"    depth: 6' 7"

35' Size

length: 35' 0"    width: 15' 5"  
shallow: 4' 0"    depth: 6' 3"

30' Size

length: 30' 0"    width: 15' 5"  
shallow: 4' 0"    depth: 5' 11"

# The Supreme™

More than just a space for fun and games, this sleek, rectangular pool pulls out all the functionality stops in legendary style. It may very well just become the highlight of your outdoor living space.

Even with spacious bench seating running along the side of the pool, the expansive swimming corridor of The Supreme™ still offers the necessary space to enjoy a leisurely swim or

challenging laps. The deep end swim-out gives you a great place to catch your breath, and the entry and exit steps on each side provide convenient access for everyone.

- 1. Unobstructed Swim Channel
- 2. Generous Bench Seating
- 3. Swim-Out Ledges
- 4. Entry & Exit Steps



\*Measurements referenced herein are approximate and may vary due to enhancements in the manufacturing process made after publication. Measurements are from widest point on each side of outside edges and are provided as a guide. Please consult your Leisure Pools® Dealer for more detailed and most current information. Some measurements rounded.



Modern Style  
Large Size



### 40' Size

length: 40' 0"    width: 15' 6"  
shallow: 3' 7"    depth: 6' 5"

### 35' Size

length: 35' 0"    width: 15' 6"  
shallow: 3' 7"    depth: 6' 0"

### 30' Size


length: 30' 0"    width: 15' 6"  
shallow: 3' 7"    depth: 5' 8"

# The Wave™

It's time to refresh your soul. The Wave™ invites you to relax and unwind. It's time to get into that flip flop state of mind. Sometimes the best thing to do is absolutely nothing at all.

With so many seating options and relaxation stations, The Wave™ has plenty of room for the whole gang. Soak up the sun on the spacious tanning ledge, which offers plenty of opportunities to safely enter and exit the pool. The larger, shallow end walk-in steps easily accommodate swimmers of all abilities

as they access or leave the pool. The extended bench can become a cozy nook for reading a book, and the large, wraparound bench in the deep end offers ample seating for the more active swimmers to relax after a good workout or a fun day of playing games in the wide-open swimming space.



1. Generous Splash Deck
2. Full-Length Bench Seating
3. Deep End Steps
4. Unobstructed Swim Corridor

\*Measurements referenced herein are approximate and may vary due to enhancements in the manufacturing process made after publication. Measurements are from widest point on each side of outside edges and are provided as a guide. Please consult your Leisure Pools® Dealer for more detailed and most current information. Some measurements rounded.



Modern Style  
XL Size



## 40' Size

length: 40' 0"   width: 15' 5"  
shallow: 4' 5"   depth: 8' 0"

# The Icon™

A pool that definitely lives up to the hype, The Icon™ represents a harmonious blend of form and function. From the splash deck in the shallow end to the generous eight foot depth on the opposite end, this pool promotes perfection.

The built-in spa, which can circulate into the pool or within itself, will undoubtedly have you at hello, but the partners in design will keep you coming back for more. The Icon™ offers a built-in splash

deck, which is the perfect play place for the kids or a great spot for you to simply sit back and relax. Then, you can glide out to the plunging deep end for an exhilarating swimming experience.

1. Built-In Spa
2. Integrated Splash Deck
3. Plunging Depths
4. Entry & Exit Steps



\*Measurements referenced herein are approximate and may vary due to enhancements in the manufacturing process made after publication. Measurements are from widest point on each side of outside edges and are provided as a guide. Please consult your Leisure Pools® Dealer for more detailed and most current information. Some measurements rounded.



Modern Style  
XL Size




# The Infinity™

If water is the source of life, then The Infinity™ is sure to invigorate you. From its grand entry to its incredible deep end depths, this classic rectangular design will fit seamlessly into your backyard oasis.

This is where “spa” meets “ahhh.” The large bench seats situated on either side of the shallow end can easily accommodate optional spa jets. This creates a unique water feature and a relaxing place to just sit and enjoy the view. The unobstructed swim channel

down the pool’s length encourages a challenging work out, further enhanced by eight feet of deep, plunging depths. With forty feet of length, both fitness and fun can be found here, making The Infinity™ a wonderful place to host family and friends.

1. Unobstructed Swim Channel
2. Generous Bench Seating
3. Plunging Depths
4. Entry & Exit Steps



\*Measurements referenced herein are approximate and may vary due to enhancements in the manufacturing process made after publication. Measurements are from widest point on each side of outside edges and are provided as a guide. Please consult your Leisure Pools® Dealer for more detailed and most current information. Some measurements rounded.



Freeform Style  
Compact Size



## 20' Size

length: 19' 9"   width: 11' 6"  
shallow: 4' 2"   depth: 5' 1"

# The Courtyard Roman™

If a luxurious and versatile backyard swimming pool is something to which you aspire, The Courtyard Roman™ can easily take up residence as the centerpiece of your backyard.

For those smaller, more secluded outdoor areas, The Courtyard Roman™ is the ideal choice for a pool. Just as impressive in style as in functionality, this pool offers a variety of exciting features. Swim jets can be installed at one end for a good workout against the

current while spa jets can be integrated in the cozy spa nook on the opposite end for post-workout relaxation. Whether used for fitness, relaxation, entertainment or simply a centerpiece, The Courtyard Roman™ elegantly redefines backyard pool versatility.

1. Optional Swim Jet System
2. Convenient Entry & Exit Steps
3. Spa Nook (jets optional)
4. Deep End Bench



\*Measurements referenced herein are approximate and may vary due to enhancements in the manufacturing process made after publication. Measurements are from widest point on each side of outside edges and are provided as a guide. Please consult your Leisure Pools® Dealer for more detailed and most current information. Some measurements rounded.





## 23' Size

length: 23' 0"   width: 15' 9"  
flat-bottom depth: 4' 0"

# The Horizon™

Combining water, earth and nature, The Horizon™ is a unique design, truly unlike any other composite pool produced in the world today.

With a stunning wraparound infinity edge, you are invited to watch the water surface disappear into a beautiful panoramic view of your backyard. The infinity-edge has been designed with a recirculating water system in which water will flow over the top, then cascade into a built-in reservoir before being returned to the pool. A full-width bench provides seating in the water, where optional spa jets can be added to enhance your

experience. The flat-bottom floor is ideal whether you are looking to take a relaxing dip or play games with your friends and family. The Horizon™ will fit perfectly on awkward sloping sites or into a deck where a pool was thought impossible. This ingeniously created swimming pool incorporates patent pending design and innovation technologies to encapsulate the transition from in-ground to out-of-ground.

### 1. Infinity Edge Design

### 2. Flat-Bottom Pool

### 3. Built-In Catch Basin

### 4. Internal & External Steps

### 5. Submerged Bench Seating




\*Measurements referenced herein are approximate and may vary due to enhancements in the manufacturing process made after publication. Measurements are from widest point on each side of outside edge and are provided as a guide. Please consult your Leisure Pools® Dealer for more detailed and most current information. Some measurements rounded.



Freeform Style

Medium Size



28’ Size

length: 28’ 3”    width: 11’ 6”  
shallow: 4’ 2”    depth: 5’ 6”

23’ Size

length: 23’ 1”    width: 11’ 6”  
shallow: 4’ 1”    depth: 5’ 1”

The Roman™

You will never have to quit your daydream with this centuries-old design. Its classic and elegant design was made to withstand the test of time.

Take your backyard oasis up a notch with a whisper of Ancient Rome. Its classic and elegant conception is what makes it attractive to the eye and opens the door to endless landscaping possibilities. Highlighting the show are spacious entry and exit steps, a deep end bench and

a relaxing spa nook (where you can incorporate optional spa jets). With its rectangular design flanked by two semi-circles, The Roman™ can adapt to fit any situation where pool width is critical without compromising its appealing style.


1. Spacious Entry & Exit Steps
2. Deep End Bench
3. Spa Nook (jets optional)



\*Measurements referenced herein are approximate and may vary due to enhancements in the manufacturing process made after publication. Measurements are from widest point on each side of outside edges and are provided as a guide. Please consult your Leisure Pools® Dealer for more detailed and most current information. Some measurements rounded.



The Roman™ in Sapphire Blue®



29’ Size

length: 28’ 6”    width: 14’ 1”  
shallow: 4’ 0”    depth: 5’ 8”

23’ Size

length: 23’ 3”    width: 12’ 1”  
shallow: 3’ 8”    depth: 5’ 0”

# The Tuscany™

With its outgoing personality, The Tuscany™ fits in with any crowd. Casual and relaxed, this freeform pool is typically the center of attention wherever it is placed.

The Tuscany™ has it all, including a spacious swimming corridor, a deep end swimout bench and oversized entry and exit steps. Its versatile freeform design means it looks good with anything: tropical plants, waterfalls, accent rocks and stone and many other types of


landscape appointments. Alternatively, it can complement a more formal style with cropped hedges and lined pavers. Plus, with its freeform shape, this pool can feel right at home in the most challenging of backyard installment sites.

- 1. Spacious Swimming Corridor
- 2. Deep End Swim-out Bench
- 3. Large Entry & Exit Steps
- 4. Classic Design



\*Measurements referenced herein are approximate and may vary due to enhancements in the manufacturing process made after publication. Measurements are from widest point on each side of outside edges and are provided as a guide. Please consult your Leisure Pools® Dealer for more detailed and most current information. Some measurements rounded.





35' Size

length: 34' 1"   width: 14' 6"  
shallow: 3' 11"   depth: 5' 10"

30' Size

length: 30' 3"   width: 13' 11"  
shallow: 3' 11"   depth: 5' 7"

27' Size

length: 26' 7"   width: 12' 4"  
shallow: 3' 11"   depth: 5' 4"

# The Riviera™

As its curves embrace the surrounding landscape, The Riviera™ unites suitability and adaptability into one beautiful swimming package.

No matter how you style this pool, The Riviera™ looks good with any corresponding landscaping elements or ornamental touches. Accent it with a tropical vibe or a waterfall with rock landscaping, and it steals the show. The

large wraparound bench in the shallow end acts as home base to kids at play or adults who just want to relax. The primary body of water, with a deep end swim-out, is ideal for swimming and playing water games.

- 1. Large Entry & Exit Steps
- 2. Wraparound Bench
- 3. Deep End Swim-Out



\*Measurements referenced herein are approximate and may vary due to enhancements in the manufacturing process made after publication. Measurements are from widest point on each side of outside edges and are provided as a guide. Please consult your Leisure Pools® Dealer for more detailed and most current information. Some measurements rounded.





40' Size

length: 38' 5"    width: 14' 6"  
shallow: 3' 9"    depth: 6' 2"

35' Size

length: 34' 2"    width: 14' 6"  
shallow: 3' 9"    depth: 5' 11"

30' Size

length: 30' 10"    width: 14' 6"  
shallow: 3' 9"    depth: 5' 8"

27' Size

length: 26' 11"    width: 13' 6"  
shallow: 3' 9"    depth: 5' 5"

\*Measurements referenced herein are approximate and may vary due to enhancements in the manufacturing process made after publication. Measurements are from widest point on each side of outside edges and are provided as a guide. Please consult your Leisure Pools® Dealer for more detailed and most current information. Some measurements rounded.

# The Moroccan™

Generously sized, uniquely stylish. This pool offers the incorporated features of multiple entry points, swimouts, optional spa jets and a clever focal point that push the limits of composite pools.

Instead of just one entry point, The Moroccan™ provides three — two near the shallow end, located on either side of the pool, and one in the deep area. With the convenience of always having an entry/exit point nearby, this allows for versatility of pool placement in relation to your house or outside entertainment area. The Moroccan™ provides ample seating areas around the pool with a

swimout bench and step at the deep end, as well as a generous corner seating area at the shallow end. Optional spa jets and seat aeration may be installed, making this the perfect spot to sit back and relax. The Moroccan™ is a spacious pool with room for the whole family and comes in multiple sizes. Whether playing games, swimming laps or just cooling off, this pool will suit all your needs.

1. Central Feature Curve


2. Spa Nook (jets optional)

3. Deep End Swim-Out

4. Entry & Exit Steps

5. Unobstructed Swim Channel





40’ Size

length: 40’ 0”    width: 15’ 8”  
shallow: 4’ 9”    depth: 6’ 8”

35’ Size

length: 35’ 0”    width: 14’ 9”  
shallow: 4’ 9”    depth: 6’ 4”

30’ Size

length: 30’ 0”    width: 14’ 9”  
shallow: 4’ 9”    depth: 6’ 1”

# The Eclipse™

For a heavenly body of water, The Eclipse™ inspires myriad possibilities with its sleek and versatile construction. From landscaping inspirations to outdoor living amenities, this flexible pool design adapts to almost any backyard vista.

Ticking every box of desired elements, The Eclipse™ offers a deep end swim-out bench, spacious entry and exit steps, an integrated splash deck and an optional spa nook. The generous swimming corridor inspires the avid swimmer, while

the large splash deck encourages a bit of relaxation, fun and luxurious sunbathing. Optional jets can be incorporated into the corresponding spa nook. The Eclipse™ is the ideal centerpiece for your backyard oasis.

1. Integrated Splash Deck

2. Spa Nook (jets optional)

3. Deep End Swim-Out Bench

4. Generous Entry & Exit Steps



\*Measurements referenced herein are approximate and may vary due to enhancements in the manufacturing process made after publication. Measurements are from widest point on each side of outside edges and are provided as a guide. Please consult your Leisure Pools® Dealer for more detailed and most current information. Some measurements rounded.



40' Size

length: 40' 0"    width: 15' 8"  
shallow: 4' 9"    depth: 6' 8"

35' Size

length: 35' 0"    width: 14' 9"  
shallow: 4' 9"    depth: 6' 4"

30' Size

length: 30' 0"    width: 14' 9"  
shallow: 4' 9"    depth: 6' 1"

# The Allure™

Invite The Allure™ to magically captivate and charm you with its beauty, luxurious appointments and grand functionality. Built to please everyone in your family, this pool is a must-have for those who appreciate an elevated backyard oasis.

The spacious freeform splash deck is the perfect place to lounge and just be present in the moment. It also doubles as a fun playground for the kids. Wide steps lead down into the pool for a smooth transition into the shallow end. Adjacent to the splash deck is the built-

in spa, which can become your center of peace and tranquility. For added effect, it can be adapted to spillover into the pool. The deep end swim-out bench is a great place for more advanced swimmers to take a break after an afternoon of fun and games in the water.

1. Spa with Spillover

2. Integrated Splash Deck

3. Deep End Swim-Out Bench

4. Generous Entry & Exit Steps



\*Measurements referenced herein are approximate and may vary due to enhancements in the manufacturing process made after publication. Measurements are from widest point on each side of outside edges and are provided as a guide. Please consult your Leisure Pools® Dealer for more detailed and most current information. Some measurements rounded.



Freeform Style  
Large Size



40' Size

length: 40' 0"   width: 16' 0"  
shallow: 4' 0"   depth: 6' 4"

The Caribbean™

For those who love to entertain family and friends in style, The Caribbean™ is the pool of choice when it comes to creating your own private lagoon. To elevate it even further, its captivating beauty is complemented by its incredible versatility.

No matter how you enjoy getting into the pool, the large entry and exit steps and the wrap-around bench with seating for plenty provide ample opportunities to make your way into or out of the water. With a maximum depth of six feet and four inches, the sloping floor of The


Caribbean™ allows you to gradually make your way across the length of the pool. No matter your activity of choice – water games, swimming or just lounging on a pool float, the design of The Caribbean™ ideally lends itself to any backyard swimming pool pursuit.

- 1. Unobstructed Swim Channel
- 2. Large Entry & Exit Steps
- 3. Wraparound Bench



\*Measurements referenced herein are approximate and may vary due to enhancements in the manufacturing process made after publication. Measurements are from widest point on each side of outside edges and are provided as a guide. Please consult your Leisure Pools® Dealer for more detailed and most current information. Some measurements rounded.





40' Size

length: 40' 0"    width: 16' 0"  
shallow: 4' 0"    depth: 8' 0"

# The Mediterranean™

This pool is the definition of grand on so many levels. With a maximum depth of eight feet, The Mediterranean™ is also long and wide, providing an expansive outlet for family, friends and fun in one gigantic gathering center.

If you want to add a strong aesthetic layer of functional style to your backyard, The Mediterranean™ is the pool of choice. Your family and friends will love the generous wraparound bench in the shallow end, which is perfect for relaxation. The large

entry and exit steps add extra appeal to its design. In the shallow end, young kids can comfortably play, while the deeper end can help you improve your cardio-vascular health with its unobstructed swimming channel.

- 1. Unobstructed Swim Channel
- 2. Large Entry & Exit Steps
- 3. Wraparound Bench
- 4. Plunging Depths



\*Measurements referenced herein are approximate and may vary due to enhancements in the manufacturing process made after publication. Measurements are from widest point on each side of outside edges and are provided as a guide. Please consult your Leisure Pools® Dealer for more detailed and most current information. Some measurements rounded.





# Enhancements.

## Standalone Spas.

For centuries, people have recognized the rejuvenating healing powers of warm water. Spend just a few moments in a Leisure Pools® Spa and you're likely to experience less stress, improved circulation, better sleep and fewer symptoms of arthritis and back pain.

While many designs in the Leisure Pools® range feature integrated spas, Standalone Spas offer additional benefits. Spillover Spas can be positioned nearby your pool to create a calming, natural waterfall effect. When installed away from the pool, Standalone Spas create an additional

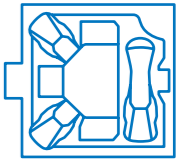
entertainment space for outdoor enjoyment across multiple gathering areas. Every spa in the Leisure Pools® range is offered with the same color options as our composite fiberglass swimming pools, enabling you to perfectly color-match your custom pool and spa combination.

### The Sorrento™ Spa

#### Square Spa with Spillover

Drift away to the tranquil sounds of water cascading into your pool while relaxing in any of the comfortable, contoured seating options of this Standalone Spa. Invite blissful relaxation with the attractive Spillover water feature for that finishing touch to your backyard landscape.

length: 7' 5"   width: 7' 5"   flat depth: 3' 2"



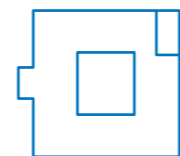


## The Amalfi™ Spa

### Square Spa with Spillover

Step into this spacious square spa designed with open seating flexibility in mind. Experience a relaxing, therapeutic water massage known to promote less stress, improved circulation, better sleep and fewer symptoms of arthritis and back pain. Available with and without an optional Spillover.

length: 6' 10" width: 6' 10" flat depth: 3' 0"

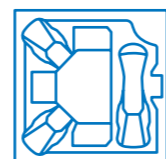


## The Sorrento™ Spa

### Square Spa

The contoured design of this Standalone Spa offers a variety of comfortable seating options, including a reclining lounge and three integrated deep bucket seats, all thoughtfully arranged to offer a relaxing and therapeutic full-body water massage.

length: 7' 5" width: 7' 5" flat depth: 3' 2"

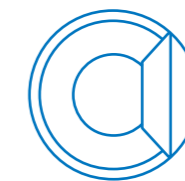


## The Calvi™ Spa

### Round Spa

This classic spa shape provides an easy walk-in entry step and a spacious wraparound bench seat. Position your Standalone Spa apart from your swimming pool and enjoy the benefits of a backyard escape with multiple gathering areas.

length: 8' 0" width: 8' 0" flat depth: 2' 10"



## The Calvi™ Spa

### Round Spa with Spillover

Rest comfortably on the spacious wraparound bench seat while experiencing the calm serenity of water flowing into your pool. The built-in Spillover naturally elevates the surrounding environment with the artistry of a water feature focal point.

length: 8' 0" width: 8' 0" flat depth: 2' 10"



# Enhancements.

## Standalone Tanning Ledges.

The Leisure Pools® range of Tanning Ledges serve as the ultimate addition to any swimming pool. The popularity of Tanning Ledges continues to increase, and for good reason. These shallow-depth structures create an ideal space for adults to relax, lounge and bask in the sun, and a shallow space for children to play.

Tanning Ledges can be installed as a natural focal point alongside a swimming pool. Integrated Spillovers naturally elevate the surrounding environment with the soothing ambience and tranquil sounds of flowing water. These versatile ledges can also be easily retrofitted with


eye-catching bubbler jets. Leisure Pools® offers Tanning Ledges in three different configurations and spillover options, allowing you to choose the style that best compliments your Leisure Pools® swimming pool while enhancing your poolside experience.

## The Quartz™

### Extra-Wide Tanning Ledge

The generously oversized surface of this extra-wide tanning ledge provides ample space for lounge chairs, sun bathing and children's play activities. The Spillover serves to create the calming sound of cascading water as it flows into your pool.

length: 7' 3"   width: 14' 0"   flat depth: 1' 0"





## The Opal™ Curved Tanning Ledge

The combination of a curved wall and straight wall on either side of this ledge ensure an easy fit alongside any swimming pool. A single Spillover creates the calming sound of cascading water, while the one foot depth provides an ideal place to bask in the sun or a safe area for young children to play.

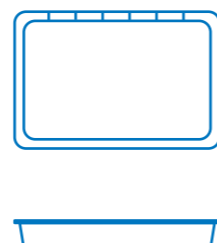
length: 10' 5"   width: 7' 10"   flat depth: 1' 0"



## The Topaz™ Straight Tanning Ledge

Enjoy the shallow depths and straight walls of this additional space, designed for poolside relaxation and activities. Further elevate your backyard escape with the stunning visual and auditory effects of integrated, cascading spillovers (available as a single, centered option or grouping of three).

length: 10' 5"   width: 6' 10"   flat depth: 1' 0"





# The Cascade™ Water Feature

Water features are a great addition to your swimming pool. Sleek and stylish with additional spillways in a variety of sizes, our standard finish comes in three colors with a cement-rendered appearance, ready for tiling, cladding or other treatments to easily blend into your pool's surroundings. The Cascade™ Water Feature from Leisure Pools® makes an excellent accompaniment to any of our beautiful pools.



width: 8' 0" height: 4' 0" depth: 2' 0"

# The Waterwall™ Water Feature

The Waterwall™ from Leisure Pools® has been designed with timeless style and endless possibilities in mind. Not only will The Waterwall™ sit comfortably beside any Leisure Pools® swimming pool, it will add the peaceful tranquility of running water to enhance the look and feel of your swimming pool and its surroundings.



width: 7' 10" height: 2' 0" flat depth: 2' 0"  
width: 3' 11" height: 2' 0" flat depth: 2' 0"

# The Serenity™ Water Feature

The Serenity™ features an eloquently flowing curve that looks spectacular alongside any of our pools. Suprisingly compact in size, this water feature still provides all the beauty and serenity from having free-flowing water cascading into your Leisure Pools® swimming pool.



width: 8' 0" height: 4' 3" flat depth: 2' 0"



# Enhancements.

## Pool Care Equipment.

Get the most out of your pool and its equipment. From ultra-high efficiency pumps and heaters to saltwater chlorination systems, our partnership with Hayward means you can enjoy both efficiency and convenience, no matter your budget, lifestyle or needs. Our versatile pool equipment is easy to use and easy to maintain. For the ultimate in peace of mind and energy-saving performance, we offer you Hayward's industry-leading solutions, making it easy to select the features and equipment to help you create the perfect pool for your backyard living dreams.



### Variable Speed Pumps

Advanced hydraulic design for ultra-quiet operation and powerful performance with up to 80% energy savings over single-speed pumps.



### Cartridge Filtration

Eliminate the need for backwashing with a cartridge filter, designed to capture dirt and debris from your pool and ensure superior water clarity.



### Pool Heaters

Maximize your swim season with the addition of a pool heater that will efficiently lift the temperature of your pool at lightning-fast speeds.





# Enhancements.

## Automation & LED Lighting.

Personalize and elevate your swimming pool experience with ease. With modern technology, you can enhance multiple points of interest in and around your pool area, optimizing not only your outdoor spaces but also maximizing your time.



### LED Underwater Lighting

Enhance the atmosphere of your backyard with underwater LED lighting. Customize the ambiance with a full spectrum of colors available at the tap of a button right on your mobile device.



### Salt Chlorination

Salt systems are a popular and convenient alternative to conventional chlorine, bringing the very best in soft, silky water with no more red eyes, itchy skin or harsh odors.



### OmniLogic Automation

Simplify pool ownership and experience the luxury of total control at the push of a button from anywhere in the world using the industry's most intuitive automation app.

# Enhancements.

## Automatic Pool Covers.

For years of reliable protection for your fiberglass swimming pool, an automatic pool cover is your best bet. Our custom pool covers from Integra Pool Covers® extend and retract automatically as they cover and uncover your pool. An automatic pool cover checks all of the boxes for safety, convenience and ease-of-use.

<b>Safety Around the Pool</b>	<b>Automated Ease-of-Use</b>	<b>Ease of Maintenance</b>	<b>Extends Pool Season</b>	<b>Energy Efficient</b>
an automatic pool cover is an effective safety barrier for kids and pets	just one flip of the switch and it does the rest and will lock when you are away	reduces evaporation, maintains heat and increases longevity of your pool's chemistry	our proprietary fabric provides layers of heat retention, UV and chemical protection	by minimizing water evaporation, you'll fill your pool less often and use less water





# Enhancements.

## Vanishing Automatic Pool Covers.



Also referred to as slatted pool covers, Vanishing Automatic Pool Covers are made from polycarbonate, the highest quality material in pool coverage. Polycarbonate automatic pool covers are a cost-effective way to add increased safety, lower energy costs and reduced maintenance to any pool.

- |                             |   |
|-----------------------------|---|
| <b>Minimal Appearance.</b>  | The sleek, modern design floats directly on the water’s surface from coping to coping for a clean, minimal finish.  |
| <b>Convenience.</b>         | With a simple flip of a switch, the automatic cover mechanism opens and closes for protected peace of mind.   |
| <b>Ease of Maintenance.</b> | Spend less time cleaning by keeping dirt and debris out of any pool and effortlessly maintaining a healthier swimming environment.  |
| <b>Energy-Efficiency.</b>   | Extend the swimming season, reduce water evaporation, keep the heat in, increase longevity of water chemistry and save wear and tear on any pump with built-in energy efficiency. |

Disclaimer: This is not considered an Automatic Safety Cover. For an Automatic Safety Cover, consider the product range offered through Integra Pool Covers®.

# AquaGuard®X Color System

# The Art of the Swimming Pool


The best color in the world is the one that reflects your lifestyle. The AquaGuard®X range of pool colors allows you to stylize and customize your Leisure Pools® swimming pool. Expressing yourself has never been easier with our premier gelcoat colors that not only catch the eye with their diamond-like sparkle but also set the standard for high quality UV, blister, and chemical resistance performance.

Disclaimer: Colors from this brochure are the best representation of the actual colors. Actual colors may vary from what is printed in this publication.



## Sapphire Blue™

Our most popular color selection due to its cool, refreshing appearance, this is a bold, vibrant color that invites you into its crisp waters.



## Crystal Blue™



This pool color inspires the bliss of a calming paradise getaway. For many, this represents purity, serenity and a more relaxed approach to life by the water.





## Graphite Grey™

Sparkles shine against a deep grey, producing an exuberant stamp on what many consider the “traditional” pool color. It delivers a classic but contemporary tone.




## Silver Grey™

This color provides a very natural look to your pool, with soft, balanced tones within its lighter grey background. It is our homage to pristine beachside waters.



## Shimmer Sky™


Make a lasting impression on your backyard with Shimmer Sky. Its inherent shine and sparkle set the tone for an unforgettable day at the pool.



## Ebony Blue™

A bold, dramatic and showcase color. Like a mood ring in the sun, light reflects off the surface of your pool in a stunning display of contemporary style and modern design.






## Diamond Sand™

Recreate a true beachfront experience with soft, natural lighting. You can almost hear the gulls in the backyard as you wiggle your toes in the sand.



## Aquamarine™

Tropical tones combine to promote an environment that is unique and adventurous, providing a stunning complement to exciting landscaping design options.



# Today is a great day to begin Your Life of Leisure.

Leisure Pools® is here to help you achieve your life of leisure with a state-of-the-art fiberglass composite swimming pool. Visit us at [leisurepoolsusa.com](http://leisurepoolsusa.com) to get in touch with a Dealer near you and to learn more.

**Call 855-85-SPLASH**

[www.leisurepoolsusa.com](http://www.leisurepoolsusa.com) | [www.leisurepoolsCanada.ca](http://www.leisurepoolsCanada.ca)

NOTICE REGARDING INDEPENDENT LEISURE POOLS® DEALERS: Leisure Pools® products are supplied primarily through a network of independently owned and operated Dealers authorized to sell and install various products under a license from Leisure Pools®. These Dealers are not owners, employees or agents of Leisure Pools® and Leisure Pools® is not responsible for the actions of these Dealers or liable for any related damage to persons, property or Leisure Pools® products. For further information regarding the relationship between Leisure Pools® and its Dealers and for related advice to purchasers, please refer to the Terms and Conditions portion of the Leisure Pools® website at the following link: [www.leisurepoolsusa.com/terms-conditions](http://www.leisurepoolsusa.com/terms-conditions).

